

Han PP V14 SIGNAL THT 10-POLE STRAIGHT




Image is for illustration purposes only. Please refer to product description.

Part number	09 35 002 6002
Specification	Han PP V14 SIGNAL THT 10-POLE STRAIGHT
HARTING eCatalogue	https://b2b.harting.com/09350026002

Identification

Category	Connectors
Series	Han® PushPull (V14)
Identification	Signal
Element	Female
Specification	Straight
Features	Intuitive locking mechanism

Version

Termination method	Solder termination
Shielding	Fully shielded, 360° shielding contact
Number of contacts	10

Technical characteristics

Contact spacing (termination side)	2.4 mm
	3 mm
Contact spacing (mating side)	2.4 mm
	3 mm
Rated current	5 A
Rated voltage	50 V
Rated impulse voltage	1.5 kV
Pollution degree	3
Clearance distance	≥1.4 mm
Creepage distance	≥1.4 mm



Pushing Performance
Since 1945

Technical characteristics

Insulation resistance	$>10^9 \Omega$
Contact resistance	$\leq 10 \text{ m}\Omega$
Limiting temperature	-40 ... +85 °C
Insertion and withdrawal force	50 N
Mating cycles	≥ 500
Test voltage $U_{r.m.s.}$	1.5 kV (contact-contact) 1.5 kV (contact-ground)
Isolation group	I ($600 \leq CTI$)
Vibration resistance	10-500 Hz, 5 g, 0.35 mm, 10 sweep cycles acc. to IEC 61373 Category 1 Class B
Shock resistance	50 g / 11 ms, 10 shocks / axis and direction

Material properties

Material (insert)	Polyamide (PA)
Colour (insert)	Black
Material (contacts)	Copper alloy
Surface (contacts)	Noble metal over Ni Mating side Sn over Ni Termination side
Material flammability class acc. to UL 94	V-0
RoHS	compliant with exemption
RoHS exemptions	6(c): Copper alloy containing up to 4 % lead by weight
ELV status	compliant with exemption
China RoHS	50
REACH Annex XVII substances	Not contained
REACH ANNEX XIV substances	Not contained
REACH SVHC substances	Yes
REACH SVHC substances	Lead
California Proposition 65 substances	Yes
California Proposition 65 substances	Lead Nickel

Specifications and approvals

Specifications	IEC 61076-3-117 Variant 14 (V14)
Approvals	DNV GL
UL / CSA	UL 1977 ECBT2.E102079 CSA-C22.2 No. 182.3 ECBT8.E102079

Specifications and approvals

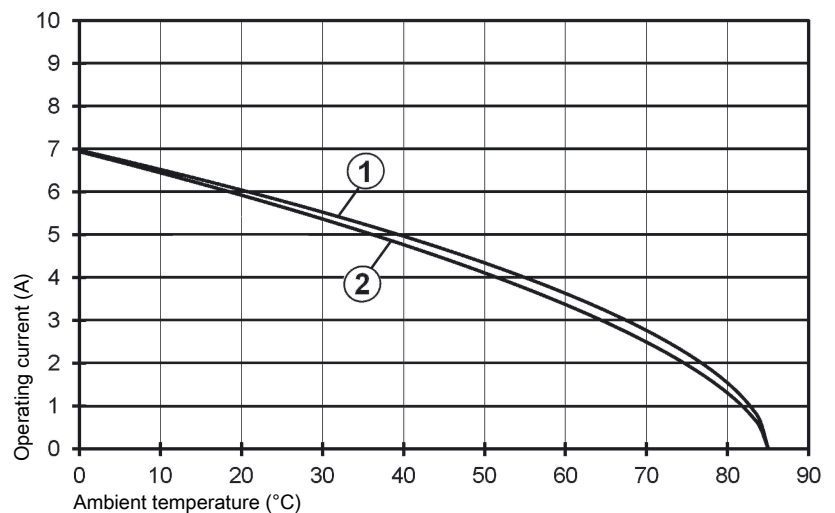
PROFINET Yes

Commercial data

Packaging size	40
Net weight	5.58 g
Country of origin	China
European customs tariff number	85366990
GTIN	5713140053823
eCl@ss	27440205 Contact insert for industrial connectors

Current carrying capacity

The current carrying capacity of the connectors is limited by the thermal load capability of the contact element material including the connections and the insulating parts. The derating curve is therefore valid for currents which flow constantly (non-intermittent) through each contact element of the connector evenly, without exceeding the allowed maximum temperature.
 Measuring and testing techniques acc. to IEC 60512-5-2

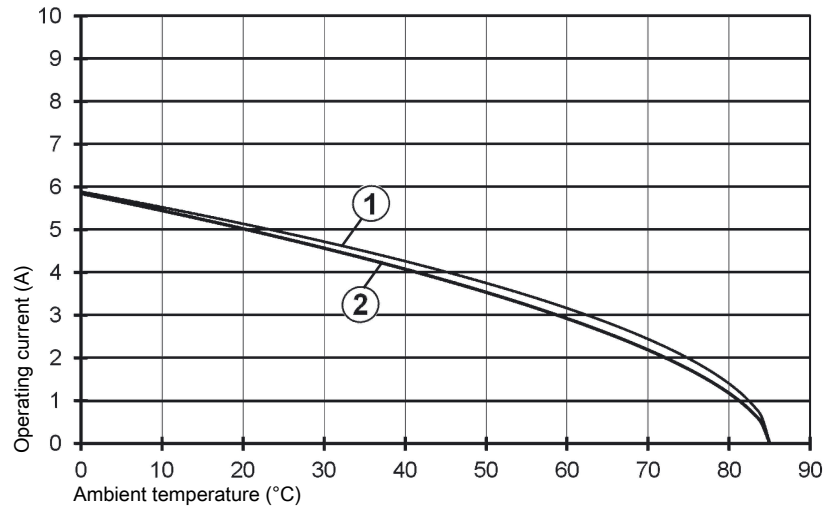


- ① Straight
 - ② Angled
- Conductor cross-section 0.75 mm²

Current carrying capacity

The current carrying capacity of the connectors is limited by the thermal load capability of the contact element material including the connections and the insulating parts. The derating curve is therefore valid for currents which flow constantly (non-intermittent) through each contact element of the connector evenly, without exceeding the allowed maximum temperature.

Measuring and testing techniques acc. to IEC 60512-5-2



- ① Straight
 - ② Angled
- Conductor cross-section 0.5 mm²

Tray

